

expona[®] DESIGN

expona[®] COMMERCIAL

COMMERCIAL LUXURY VINYL TILES

You can rely on our expertise

The eye looks for guidance. It focuses on what is new and recognises what is familiar – at home, on the go, in the workplace or in every day life.

We immediately notice what is around us as a general surrounding, but often do not focus on specific details such as flooring and other finishings. However, when utilised as part of the whole interior scheme, such areas can be emphasised by use of colour, the architecture and interaction with light.

Within this brochure, we present 83 heavy commercial floor covering options across two ranges Expona Design & Expona Commercial. With their authentic reproductions of natural materials, such as wood and stone, together with innovative metallic and design ideas, the ranges will help shape the atmosphere of the room and give the user a feeling of comfort and recognition.

The package of research, development, expertise, technical superiority and clarity of design are collectively more potent than the sum of its parts. Behind such consummate expertise lurks a special passion and understanding of the commercial environment, offering trust and confidence in our products and support package.

These are the essential trademarks of Expona, providing a precise visual language.

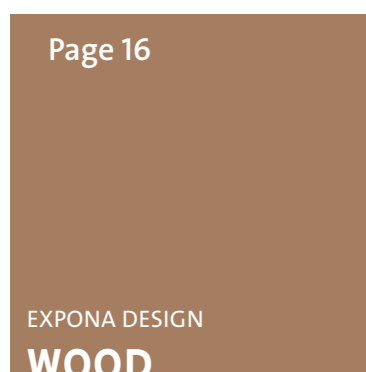
EXPONA®

EXPONA[®] DESIGN




Featuring a **3.0mm gauge** and **0.7mm polyurethane reinforced (PUR) wear layer**, Expona Design presents a collection of premium luxury vinyl tiles specifically engineered for **very heavy commercial & light industrial interiors**.

Developed using exclusive and protected designs, the highest technical quality and environmental standards are met with a range of multi-formatted tiles and planks, mirroring the beauty of natural materials and creative effects.



Premium designs & faithful surface textures portray the beauty of natural timber



A creative range of delicate and rustic stone effects coupled with enduring slate variations



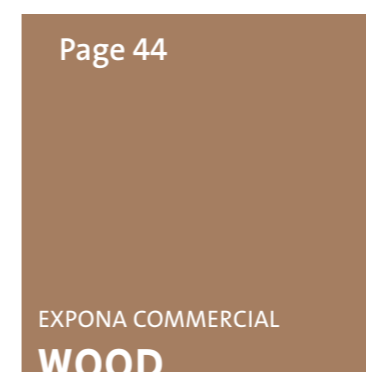
Introducing creative and graphic interpretations of everyday items we see around us

EXPONA[®] COMMERCIAL




Incorporating exclusive decorations, developed with commissioned designers from around the world, Expona Commercial features a **2.5mm gauge & 0.55mm polyurethane reinforced (PUR) wear layer**. This extensive range of colours, materials, effects and surface textures are meticulously manufactured to meet the demands of **heavy commercial interiors**.

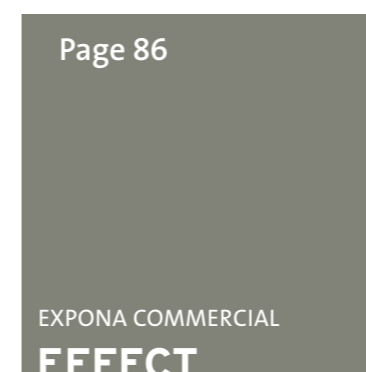
Set out in a logical sequence, the collection offers a measured approach to the specification process whilst leaving scope for interpretation and imagination.



Presenting an extensive array of timber designs, covering close and refined grains through to the more bold and expressive effects.



A stimulating collection of stone, slate & concrete tiles which replicate the full vitality of natural materials



Innovative development & production techniques are utilised to present an imaginative range of designs



RETAIL



OFFICE

Expona Commercial: Beige Weathered Spruce - See page 62



LEISURE

Expona Commercial: Taupe Brazilian Slate - See page 83



EDUCATION

Expona Commercial: Light Grey Concrete - See page 78




HEALTHCARE

Expona Commercial: Blond Limed Oak - See page 60

EXPONA DESIGN
WOOD

Gauge: 3.0mm
Wear Layer: 0.7mm

Comprising of premium designs, the Expona Design wood palette offers a mix of tone, subtlety and wild variation. Sympathetically portraying the beauty of natural timber, this allows for total confidence in selection. The authenticity of decoration aims to heighten the relationship between the space and its users.



EXPONA DESIGN

WOOD

914

152

■ Format sizes in mm

■ Surface embossing: Wood structure

Oak is a core staple in any successful collection and widely used throughout all areas of the building process. It offers a classic and familiar character whilst adding dramatic connotations and a sense of strength. Expona presents a selection of oak designs, focusing on the clarity, intricacy and individualism of the grain.


6139 American Oak

152.4 x 914.4mm



6138 Classic Oak

152.4 x 914.4mm



Amber Classic Oak

1219


152

■ Format sizes in mm

■ Surface embossing: Wood structure

6222 Amber Classic Oak

152.4 x 1219.2mm





Dark Brushed Oak

1219

■ Format sizes in mm

■ Bevelled edges

■ Surface embossing: Wood structure

203

Oak has a natural affinity with commercial sectors, be it in the fine structure of Brushed Oak or the depth and character of an aged variety such as Antique Oak. The larger plank format and bevelled edges add further weight to the aesthetic and functional compatibility.

6179 Natural Brushed Oak

■ 203.2 x 1219.2mm




6149 Antique Oak

■ 203.2 x 1219.2mm



6178 Dark Brushed Oak

■ 203.2 x 1219.2mm





Blond Country Plank

914

152

■ Format sizes in mm

■ Surface embossing: 6151: Rustic wood structure
6155: Fine wood structure

Here we feature two of the more lively wood types within the collection. Firstly, Blond Country Plank offers more than a hint to farmhouse cottages and rustic barns, but is brought to the fore with an exciting sun-bleached colour and heavy surface texture. Opposing this is the more sophisticated and natural charm of Walnut. Used for centuries in furniture making, the inherent tonal values and obvious presence are successfully adapted into a classic floor design.

6151 Blond Country Plank

152.4 x 914.4mm



Walnut

6155 Walnut

152.4 x 914.4mm





Blond Indian Apple

6173 Blond Indian Apple

152.4 x 1219.2mm



Aged Indian Apple

1219

■ Format sizes in mm

■ Surface embossing: Wood structure

152

Indian Apple is an exotic material which incorporates strong directional contrasts and an eye catching level of detail. Both Light & Dark varieties exploit the possibilities of commercial design as counterpoints to the more ordered wood finishes in the range.

6174 Aged Indian Apple

152.4 x 1219.2mm





White Oak and Black Elm in herringbone design

914

■ Format sizes in mm

■ Surface embossing: Fine wood structure

152

As well as providing a sense of strength, oak can also offer a more subtle and refined aesthetic. White Oak perfectly exhibits this point with this light, airy and calming design. In a similar way, Elm presents a gentle effect whilst displaying a less uniformed grain with lively swirls against a lustrous background, helping to create a feeling of space.

6185 White Oak

152.4 x 914.4mm




6182 Light Elm

152.4 x 914.4mm



6183 Black Elm

152.4 x 914.4mm






Silvered Driftwood


1219 203

- Format sizes in mm
- Bevelled edges
- Surface embossing: Relief wood structure

Recreating the drama and story telling of washed up driftwood, this silvered variety, along with its innovative metalised decoration, reflects the true individualism of Expona.

6146 Silvered Driftwood

 203.2 x 1219.2mm




Grey Heritage Cherry


1219 184

- Format sizes in mm
- Bevelled edges
- Surface embossing: Hand-planed structure

Carpentry and craftsmanship is brought to mind by this cool-toned, aged cherry wood, whose hand planed texture adds to the overall expressive effect.

6204 Grey Heritage Cherry

 184.2 x 1219.2mm



EXPONA DESIGN
STONE

Gauge: 3.0mm
Wear Layer: 0.7mm

Expونا recognises the crucial position a contemporary stone collection should have, and as such we have extensively researched and developed a range which embodies this position. The amalgamated offer includes clean and rustic stone effects alongside strong slate variations.



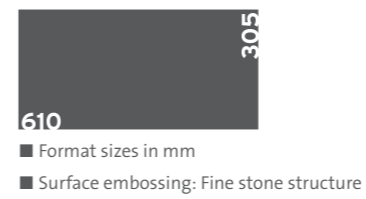

EXPONA DESIGN

STONE




7219 Roman Limestone

304.8 x 609.6mm



7173 Classic Limestone

304.8 x 609.6mm



Limestone is one of the world's most beautiful materials, often depicting a lively character and irregular decoration, whilst portraying a story of the movement of earth's natural minerals.



Black Slate



■ Format sizes in mm

■ Surface embossing: Slate structure

A timeless classic, slate appeals to the majority and conforms to a wide variety of interiors. The Silver, Atlantic and Black varieties, supported by the highly accurate surface texture, are all favourable factors in depicting this archetypal material.


7155 Silver Slate

304.8 x 609.6mm




7154 Atlantic Slate


304.8 x 609.6mm



7153 Black Slate

304.8 x 609.6mm





Dark Grey Concrete



■ Format sizes in mm ■ Surface embossing: Stone structure

Concrete is employed in many ways, from external cladding to interior accessories, and it is easy to see why. Offering a clean and uncluttered canvas, varying shades of concrete can form the backdrop for creative, contemporary and industrial-styled environments, often juxtaposing with alternative materials.

7237 Cool Grey Concrete

609.6 x 609.6mm




7233 Warm Grey Concrete

609.6 x 609.6mm



7238 Dark Grey Concrete

609.6 x 609.6mm



Gauge: 3.0mm
Wear Layer: 0.7mm

Daring to take a different route towards the same goal,
Expona Effects introduces creative and graphic interpretations
of everyday items we see around us.



EXPONA DESIGN

EFFECT



Mocca Matrix & Crème Matrix



■ Format sizes in mm ■ Surface embossing: Matrix structure

The formal language of graphic design has inspired the Matrix template. Displaying an overall hue, the fine grid structure comes to prominence when the detail is studied. Each large scale tile features a corresponding surface texture to add a third dimensional effect.

8077 Crème Matrix

609.6 x 609.6mm



8076 Mocca Matrix

609.6 x 609.6mm





- Format sizes in mm
- Not cut to repeat
- Surface embossing: Embossed with a synchronous pattern

This large scale chequer plate tile is highly authentic. Supported by in line embossed risers and a worn surface effect, this design will deliver an industrial feel to any commercial area.

8122 Black Treadplate

457.2 x 914.4mm



- Format sizes in mm
- Not cut to repeat
- Surface embossing: Linear structure

Light & Dark Contour provides a dramatic tension and vibration, balanced with a structured and directional uniformity. Not cut to repeat from tile to tile, the metallic and monochromatic designs, supported with a linear surface texture, will offer a lively floor effect.

7214 Light Contour

304.8 x 914.4mm



7215 Dark Contour

304.8 x 914.4mm



EXPONA COMMERCIAL
WOOD

Gauge: 2.5mm
Wear Layer: 0.55mm

The Expona Commercial Wood collection features an extensive array of timber designs, covering close and refined grains through to the more bold and expressive effects. We continue to develop new aspects of floorcoverings to communicate the appeal of wood with a high level of unity and allure.



EXPONA COMMERCIAL

WOOD



Grey Ash

1219

152

■ Format sizes in mm

■ Surface embossing: Wood structure

Ash, from the olive family, has become a favoured material with woodworkers and end users due to its enduring simplicity, beautiful and elongated grain and subtle tonal qualities. It offers an understated elegance, as illustrated by these Grey & Honey varieties.

4020 Grey Ash

152.4 x 1219.2mm




Honey Ash

4022 Honey Ash

152.4 x 1219.2mm





Light Classic Oak

1219

■ Format sizes in mm

■ Surface embossing: Wood structure

152

Thousands of successful commercial installations have been the training ground for the continuous development of Expona's oak designs. This featured range of Classic Oak effects offers a restrained and calming tone which emphasises the beauty and simplicity of this distinguished material, in three warming shades.

4085 Light Classic Oak

152.4 x 1219.2mm



4086 Honey Classic Oak

152.4 x 1219.2mm



4088 Dark Classic Oak

152.4 x 1219.2mm





American Oak



Classic Oak

914 152

- Format sizes in mm
- Surface embossing: Wood structure

Unlike the oak arrangements on the previous page, American & Classic Oak are more traditional depictions of this popular timber. With a more open grain and familiar decoration, these floor designs are a fine illustration of how a single material can evoke differing emotions.

914 102

- Format sizes in mm
- Surface embossing: Wood structure

4059 American Oak

152.4 x 914.4mm



1902 Classic Oak

101.6 x 914.4mm





Nut Tree (laid as 3rd cut planks)



Vintage Timber


4091 Vintage Timber

101.6 x 914.4mm



1969 Indian Ebony

101.6 x 914.4mm



914

102

■ Format sizes in mm

■ Surface embossing: 1907, 1969: Wood structure
4091: Rustic wood structure

The scale of a floor plank can have a great effect on the overall appearance of an installation. The strip wood designs featured here present a range of exciting and active timbers, intended to add an extra vitality to commercial areas such as retail and leisure sectors.

1907 Nut Tree

101.6 x 914.4mm





Weathered Country Plank

914

152

- Format sizes in mm
- Surface embossing: 4019: Rustic wood structure
4036: Fine wood structure

Both featured products emit a similar, warm hue but in differing ways. The rustic charm and suggested history of Weathered Country Plank features highlighted knots and an emphasised grain to bring the timber to life. Where as Aged Elm conveys a more sophisticated effect with its heightened grain direction and contemporary tonal combinations.

4019 Weathered Country Plank

152.4 x 914.4mm



Aged Elm

4036 Aged Elm

152.4 x 914.4mm





Red Heritage Cherry

1219

184

■ Format sizes in mm

■ Bevelled edges

■ Surface embossing: Hand-planed structure

The warm and inviting character of Heritage Cherry help make the designs highly conducive to public spaces. Along with the hand-planed structure and bevelled edges, the heavily marked decoration tells of a floor which has lived through many decades.



Brown Heritage Cherry

4065 Brown Heritage Cherry

■ 184.2 x 1219.2mm

4066 Red Heritage Cherry

■ 184.2 x 1219.2mm





Brown Limed Oak

1219

■ Format sizes in mm



Bevelled edges


■ Surface embossing: Wood structure

203

The implementation of a more open grain provides Expona's Limed Oak collection with a sought after commercial aesthetic, enabling surrounding and contrasting materials to sit comfortably together. The Brown and Dark varieties, as presented here, contribute a more dramatic effect, compared to the lighter colourways on the following pages.


4084 Brown Limed Oak

203.2 x 1219.2mm



4083 Dark Limed Oak

203.2 x 1219.2mm





Blond Limed Oak

1219

■ Format sizes in mm

■ Bevelled edges

■ Surface embossing: Wood structure


203

Indulging a cooler effect than those on the previous spread, Blond and Grey Limed Oak interact with the surrounding light, providing a clean and eminently assured result with a feeling of open space.




Grey Limed Oak

4081 Blond Limed Oak

 203.2 x 1219.2mm



4082 Grey Limed Oak

 203.2 x 1219.2mm




Beige Weathered Spruce

4074 Beige Weathered Spruce

 203.2 x 1219.2mm


Blue Weathered Spruce

1219

■ Format sizes in mm


 Bevelled edges

■ Surface embossing: Rustic wood structure


203

Showing signs of history and suggesting a lifetime as a workshop floor, the Weathered Spruce collection presents rust infused decorations and industrialised tones, which makes for a intensely effective interior scheme.

4073 Blue Weathered Spruce

 203.2 x 1219.2mm


4072 Brown Weathered Spruce

 203.2 x 1219.2mm




Light Pine

1219

152

■ Format sizes in mm

■ Surface embossing: Rustic wood structure

Over recent years, Pine has experienced a resurgence in use, down to the honesty of the material, suitability in application and distinctive and recognisable decoration. The Light, Grey and Graphite Pine designs, presented here, feature a strategically emphasised grain to offer a contemporary twist.

4061 Light Pine

152.4 x 1219.2mm



4063 Grey Pine

152.4 x 1219.2mm



Graphite Pine

4062 Graphite Pine

152.4 x 1219.2mm





Blue Varnished Wood

1219

■ Format sizes in mm

■ Surface embossing: Rustic wood structure

152

This collection presents pseudo-industrial timbers which cleverly show the effect of being varnished and stripped many times over many years. This leads to a highly worn and contrasting style, detaching itself from the factory floor, whilst reaching a great degree of uniformity.

4069 Beige Varnished Wood

152.4 x 1219.2mm



4071 Light Varnished Wood

152.4 x 1219.2mm



4070 Blue Varnished Wood

152.4 x 1219.2mm






Blue Recycled Wood

4068 Blue Recycled Wood

Format Mix - see diagram



Dark Recycled Wood

914

914

914

76
102
152

■ Format sizes in mm

■ Surface embossing: Rustic wood structure

■ Size mix - Recycled Wood: Planks are supplied in three widths and in various colour combinations, producing a customised flooring design consisting of a mix of sizes and colours. 36 planks (12 planks of each size) per box

These notably imaginative Recycled Wood designs are a patchwork of scrap timber, with each part telling its own story. Supplied in varying widths and contrasting shades, the overall random effect is an expressive statement at the forefront of contemporary design.

4067 Dark Recycled Wood


Format Mix - see diagram



EXPONA COMMERCIAL
STONE

Gauge: 2.5mm
Wear Layer: 0.55mm

Expona Commercial Stone is an accessible and essential collection of natural mineral designs. The remarkable reworking of a contemporary palette portrays the intrigue and unpredictability of classic materials which speak proudly of their source.



EXPONA COMMERCIAL

STONE

Dark Grey Travertine



Classic Yorkstone




■ Format sizes in mm

■ Surface embossing: Stone structure

Characterised in classic colourways, these time-honoured natural stones create a definitive tool for a wide range of functional environments. Plus, the pitted surface texture adds another key aspect to the impressive floor designs.

1992 Classic Yorkstone

457.2 x 457.2mm



Cambrian Stone (Four tiles together with 2537 Beige Grouting Strip)

1993 Cambrian Stone

457.2 x 457.2mm





Light Grey Travertine

610

305

■ Format sizes in mm

■ Surface embossing: Travertine structure

Travertine owes its existence to water, as it helps forge the mineral deposits into structural layers, creating the directional effects typically seen. The calming tones of Expona Commercial Travertine depict harmony and subtlety with a refined simplicity.

5061 Beige Travertine

304.8 x 609.6mm



5062 Light Grey Travertine

304.8 x 609.6mm



5063 Dark Grey Travertine

304.8 x 609.6mm






Exposed Concrete

5028 Exposed Concrete

457.2 x 457.2mm



Silver Slate (laid in full, 2/3 tiles and 1/3 tiles)




■ Format sizes in mm

■ Surface embossing: 5028: Fine stone structure
1921: Slate structure

Texturally and aesthetically accurate, Exposed Concrete and Silver Slate bring added form to the commercially successful materials they replicate. The high level of clarity in decoration and tonal variation promote a degree of observation and recognition.

1921 Silver Slate


457.2 x 457.2mm





5067 Light Grey Concrete

609.6 x 609.6mm



- Format sizes in mm
- Surface embossing: Stone structure

Expona presents a series of large scale concrete tiles which take a magnified view of the materials content. Micro-decoration is accurately portrayed in a cohesive range of shades, supported by a finely detailed surface texture.

5064 Warm Grey Concrete

609.6 x 609.6mm





Cool Grey Concrete



Dark Grey Concrete



- Format sizes in mm
- Surface embossing: Stone structure

Apposed to the warmer tones on the previous spread, the cooler effects of Cool Grey and Dark Grey Concrete are more akin to the stark reality of many contemporary architectural movements.


5068 Cool Grey Concrete

609.6 x 609.6mm



5069 Dark Grey Concrete

609.6 x 609.6mm






White Brazilian Slate

5042 White Brazilian Slate

609.6 x 609.6mm



Taupe Brazilian Slate



With its contrasting forms, tones and textures, this highly braided surface attaches much importance to the spontaneity of the natural material.

5044 Taupe Brazilian Slate

609.6 x 609.6mm





Beige Brazilian Slate with Brown Heritage Cherry - See page 57



Gold Brazilian Slate




■ Format sizes in mm

■ Surface embossing: Stone structure

The softly spoken language of Beige Brazilian Slate provides an altogether different effect to that of its Gold cousin, which depicts more of an expressive drama in its ornamentation.


5041 Beige Brazilian Slate

609.6 x 609.6mm



5043 Gold Brazilian Slate

609.6 x 609.6mm



EXPONA COMMERCIAL
EFFECT

Gauge: 2.5mm
Wear Layer: 0.55mm

The implementation of Expona Commercial Effects goes some way to question the convention of standard flooring design. Developed to appeal to the imagination, we continue our tradition of a strong focus on innovation and individuality.




EXPONA COMMERCIAL

EFFECT



Crème Matrix



- Format sizes in mm
- Surface embossing: Matrix structure

Created with both illustrative and photographic techniques, Matrix offers a minimal yet effective impression, drawing inspiration from the world of fabrics and a draftsman's board.

5076 Crème Matrix

609.6 x 609.6mm



5075 Mocca Matrix

609.6 x 609.6mm





Light Grey Matrix and Black Matrix




■ Format sizes in mm

■ Surface embossing: Matrix structure

The intentional irregularities of the contrasting grid pattern accomplishes a lively effect, charging the design into the consciousness of the viewer. Employed as simplistic colourways, Matrix is further supported by a corresponding surface texture.

5074 Light Grey Matrix


609.6 x 609.6mm



5071 Black Matrix

609.6 x 609.6mm






Nature Textile

5078 Nature Textile

609.6 x 609.6mm



Black Textile




■ Format sizes in mm ■ Not cut to repeat
 ■ Surface embossing: Textile structure

Inspired by the vast landscape of textile materials, these intelligible woven fabric effects are intentionally designed to provide a clean floor base, resulting in a further level of creative dimension to the range.

5077 Black Textile

609.6 x 609.6mm






■ Format sizes in mm ■ Not cut to repeat
 ■ Surface embossing: Fine stone structure

Designed to play with the visual senses, Swirl has connotations of the micro-organic world. Intended to dance from tile to tile, the imaginative decoration is graphic in form, but commercial in its appeal.

5048 Crème Swirl

457.2 x 457.2mm



5047 Green Swirl

457.2 x 457.2mm





Birch Trunk



Grey Plywood

4076 Brown Plywood

304.8 x 914.4mm



4075 Grey Plywood

304.8 x 914.4mm



914

305

- Format sizes in mm
- Surface embossing: Fine stone structure

These featured designs provide Expona with an opportunity to introduce a touch of humour. Birch Trunk transforms a usually downgraded packaging material into a highly graphic illustration with a heightened aesthetic sensation. Similarly, the Plywood designs are a playful interpretation of a classic and simple material. Utilising emphasised colours and a metallic print process, they begin to convert reality into an almost abstract concept.

4077 Birch Trunk

304.8 x 914.4mm



EXPONA® DESIGN

EXPONA® COMMERCIAL

The following spreads summarise the Expona Design and Expona Commercial collections, featuring accurate product scans as well as detailing the tile or plank size. Under each scan, the relevant page number is listed to guide you back to the specific product page, where installation examples and larger format scans can be quickly and easily viewed.




THE
COLLECTIONS

Gauge: 3.0mm
Wear Layer: 0.7mm




6" wide x 36" length
152.4 x 914.4mm




6151 Blond Country Plank See page 22



6139 American Oak page 18




6138 Classic Oak page 18




6155 Walnut page 23

6" wide x 36" length
152.4 x 914.4mm



6185 White Oak page 27




6182 Light Elm page 27



6183 Black Elm page 27


6" wide x 48" length
152.4 x 1219.2mm



6173 Blond Indian Apple page 24




6174 Aged Indian Apple page 25



6222 Amber Classic Oak page 19

7 1/4" wide x 48" length
184.2 x 1219.2mm
Bevelled Edges




6204 Grey Heritage Cherry page 29


8" wide x 48" length
203.2 x 1219.2mm
Bevelled Edges




6179 Natural Brushed Oak page 21



6149 Antique Oak page 21




6178 Dark Brushed Oak page 21



6146 Silvered Driftwood page 28

Accurate authenticity is at the heart of Expona, representing the allure, distinction and unpredictability of natural timber. To replicate these materials, the products may contain knots and variation in markings as part of their design.

Although we endeavour to ensure the brochure print process represents the true colour of each product, we recommend you view an actual sample which we shall be pleased to supply, free of charge. Visit www.polyflor.com and follow the samples link for further details.




Amber Classic Oak

Gauge: 3.0mm
Wear Layer: 0.7mm




12" wide x 24" length
304.8 x 609.6mm



7155 Silver Slate

page 35



7154 Atlantic Slate


page 35



7153 Black Slate


page 35

12" wide x 24" length
304.8 x 609.6mm



7173 Classic Limestone

See page 33



7219 Roman Limestone

page 32

24" wide x 24" length
609.6 x 609.6mm



8077 Crème Matrix


page 41



8076 Mocca Matrix


page 41

24" wide x 24" length
609.6 x 609.6mm




7233 Warm Grey Concrete

page 36



7237 Cool Grey Concrete

page 36



7238 Dark Grey Concrete

page 36

12" wide x 36" length
304.8 x 914.4mm



7214 Light Contour

page 43



7215 Dark Contour

page 43

18" wide x 36" length
457.2 x 914.4mm



8122 Black Treadplate

page 42

Expona reflects the undoubted beauty of stone, slate and concrete with a sophisticated and tailored collection of tiles. The detailing and natural intricacies of minerals are sympathetically represented to ensure authenticity; therefore the products may contain variation in markings as part of their design.

Although we endeavour to ensure the brochure print process represents the true colour of each product, we recommend you view an actual sample which we shall be pleased to supply, free of charge. Visit www.polyflor.com and follow the samples link for further details.



Gauge: 2.5mm
Wear Layer: 0.55mm



Accurate authenticity is at the heart of Expona, representing the allure, distinction and unpredictability of natural timber. To replicate these materials, the products may contain knots and variation in markings as part of their design.


Although we endeavour to ensure the brochure print process represents the true colour of each product, we recommend you view an actual sample which we shall be pleased to supply, free of charge. Visit www.polyflor.com and follow the samples link for further details.

4" wide x 36" length
101.6 x 914.4mm



1907 Nut Tree

See page 52




1902 Classic Oak

page 51



4091 Vintage Timber


page 53



1969 Indian Ebony


page 53

6" wide x 48" length
152.4 x 1219.2mm



4020 Grey Ash

page 46




4069 Beige Varnished Wood

page 67



4071 Light Varnished Wood


page 67



4070 Blue Varnished Wood


page 67

6" wide x 36" length
152.4 x 914.4mm




4059 American Oak

page 50



4019 Weathered Country Plank


page 54



4036 Aged Elm

page 55

6" wide x 48" length
152.4 x 1219.2mm



4022 Honey Ash

page 47



4066 Red Heritage Oak

page 56



4065 Brown Heritage Cherry

page 57


7 1/4" wide x 48" length
184.2 x 1219.2mm
Bevelled Edges

Mixed sizes
76.2 x 914.4, 101.6 x 914.4, 152.4 x 914.4mm



4068 Blue Recycled Wood


page 68



4067 Dark Recycled Wood


page 69

6" wide x 48" length
152.4 x 1219.2mm



4063 Grey Pine


page 64



4062 Graphite Pine


page 65

8" wide x 48" length
203.2 x 1219.2mm
Bevelled Edges




4081 Blond Limed Oak

page 60




4082 Grey Limed Oak

page 61



4084 Brown Limed Oak


page 59



4083 Dark Limed Oak


page 59

6" wide x 48" length
152.4 x 1219.2mm




4061 Light Pine

page 64




4085 Light Classic Oak

page 49



4086 Honey Classic Oak


page 49



4088 Dark Classic Oak


page 49

8" wide x 48" length
203.2 x 1219.2mm
Bevelled Edges




4074 Beige Weathered Spruce

page 62



4073 Blue Weathered Spruce

page 63



4072 Brown Weathered Spruce

page 63


Gauge: 2.5mm
Wear Layer: 0.55mm



Expona reflects the undoubted beauty of stone, slate and concrete with a sophisticated and tailored collection of tiles. The detailing and natural intricacies of minerals are sympathetically represented to ensure authenticity; therefore the products may contain variation in markings as part of their design.


Although we endeavour to ensure the brochure print process represents the true colour of each product, we recommend you view an actual sample which we shall be pleased to supply, free of charge. Visit www.polyflor.com and follow the samples link for further details.

12" wide x 24" length
304.8 x 609.6mm




5061 Beige Travertine

See page 75



5062 Light Grey Travertine


page 75



5063 Dark Grey Travertine


page 75

24" wide x 24" length
609.6 x 609.6mm




5067 Light Grey Concrete

page 78




5068 Cool Grey Concrete

page 80



5064 Warm Grey Concrete


page 79



5069 Dark Grey Concrete

page 81

18" wide x 18" length
457.2 x 457.2mm




1992 Classic Yorkstone

page 72



1993 Cambrian Stone

page 73



5028 Exposed Concrete


page 76



1921 Silver Slate


page 77

24" wide x 24" length
609.6 x 609.6mm




5041 Beige Brazilian Slate

page 84




5042 White Brazilian Slate

page 82



5043 Gold Brazilian Slate


page 85



5044 Taupe Brazilian Slate

page 83

18" wide x 18" length
457.2 x 457.2mm



5048 Crème Swirl

page 94



5047 Green Swirl


page 95

24" wide x 24" length
609.6 x 609.6mm



5076 Crème Matrix

page 89



5074 Light Grey Matrix

page 91



5075 Mocca Matrix

page 89



5071 Black Matrix


page 91

12" wide x 36" length
304.8 x 914.4mm




4077 Birch Trunk

page 96



4075 Grey Plywood

page 97



4076 Brown Plywood

page 97

24" wide x 24" length
609.6 x 609.6mm



5078 Nature Textile

page 92



5077 Black Textile

page 93

Form and design is at the heart of the inspiration of Expona and as such each product is developed to work as a stand alone floor design. However, if a truly individual installation pattern is required, tailored to your own vision or corporate style, we can help you achieve this by offering a collection of creative inlay accessories and bespoke design floor options.

The following pages present the readily available inlay strips as well as suggestions of creative and intricate bespoke cut patterns.

From the first seed of an idea, if you have a concept, we can help. We have worked closely with many architects and designers to realise striking floor installations for hundreds of buildings, across all sectors. From conception to completion of a project, we can provide visuals, advise on colour combinations and product selection to mirror the attitude and lifestyle of the overall scheme.

There's virtually no limit to the shapes, patterns or imagery you can create with the help of the design service. We offer the precision and flexibility of water jet cutting to meet each unique requirement. Unexpected design features lead to unexpected bonuses for the user of each environment and the option of experimenting and discovering new possibilities is open to all.


Expona Design strips: 3.0mm gauge


Expona Commercial strips: 2.5mm gauge

Grouting strips

Developed to add to the authenticity of the overall floor. Installed between tiles to emphasise or accentuate the natural floor design.

914  **5**
Beige DES 3037 COM 2537

914  **5**
Grey DES 3036 COM 2536

914  **5**
Black DES 3038 COM 2538

■ Embossed surface ■ Format sizes in mm

Marquetry strips

Utilised to create an authentic and desirable detailed wood floor installation. Inlaid between planks or used as a highlight feature.

914  **5**
Light Oak DES 3061 COM 2551

914  **5**
Mid Oak DES 3062 COM 2552

914  **5**
Walnut DES 3063 COM 2553

■ Wood surface ■ Format sizes in mm

Feature strips

Providing an alternative appearance to Grouting and Marquetry Strips with a bolder or more graphic look.

1000  **5**
Silver DES 0115 COM 5100

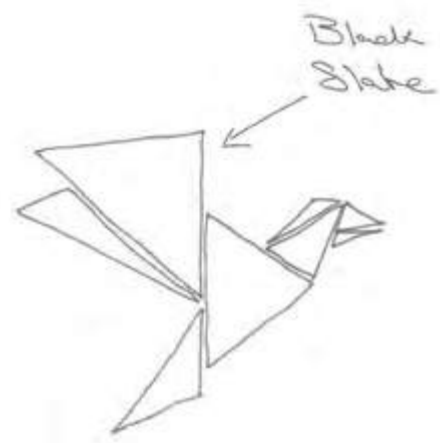
1000  **5**
Black DES 0103 COM 5103

1000  **5**
Brown DES 0114 COM 5110

■ Smooth surface ■ Format sizes in mm



Expona Commercial Cambrian Stone with 2537 Beige Grouting Strip

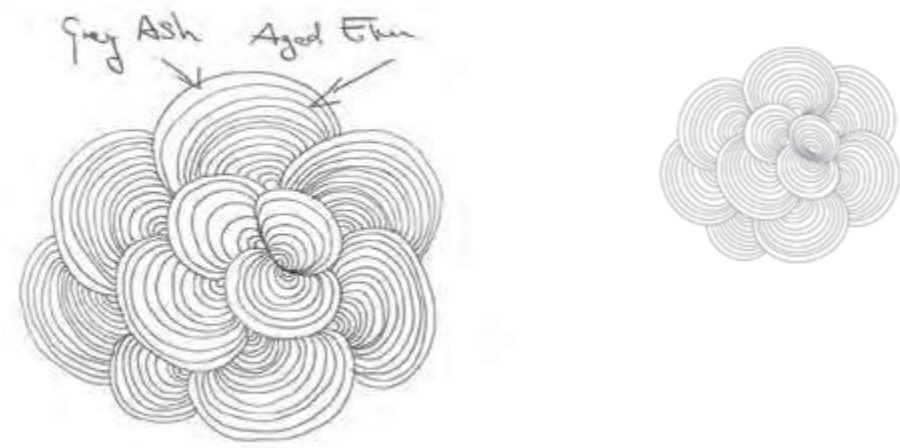


Light Gray Concrete



Black Country Plank





EXPONA – a symbiosis of design film and surface embossing

Expona is exceptional quality and available in a wide range of prominent designs as a result of extensively researched and innovative product development. The combination of high-clarity design film and faithful surface textures make Expona totally unique.

The design films are printed with up to six separate ink cylinders along with specialised inks, making the reproduction of colour especially brilliant. The surface embossing is precisely coordinated and adjusted to each design, with twelve graduated embossed design used with Expona.

Expona tiles and planks consist of individual layers which are thermally pressed and feature a polyurethane reinforcement (PUR). Expona combines a vast range of authentic wood and stone designs alongside creative, innovative and abstract effects with the excellent easy-care characteristics of PVC flooring.



Wood structure



Fine wood structure



Relief wood structure



Rustic wood structure



Hand-planed structure



Stone structure



Fine stone structure



Slate structure



Travertine structure




Linear structure



Textile structure



Matrix structure



1 Reinforced Polyurethane

The PUR treatment supports a simple cleaning regime.

2 Wear layer

EXPONA DESIGN (DES) 0,7 mm EXPONA COMMERCIAL (COM) 0,55 mm

The embossed, high-density and transparent layer is hard wearing and protects the design.

3 Decoration layer

An innovative printing technique makes the designs particularly brilliant.

95 percent of the designs have been exclusively developed for EXPONA.

4 Stabilisation layer

Improved dimensional stability is achieved by minimising the effect of surrounding physical properties (e.g. temperature fluctuations).

5 Load-bearing layer

The basis for the long service life and high performance of EXPONA.

The following table features the technical details of Expona. If you require further information, contact Polyflor Customer Technical Services on +44 (0)161 767 1912, or email tech@polyflor.com.



Characteristics	Standards	Expona Design	Expona Commercial
Gauge	EN 428 / EN ISO 24346	3.0mm	2.5mm
Wear Layer	EN 429 / EN ISO 24340	0.7mm	0.55mm
Packaging and plank sizes	EN 427 EN ISO 24342	24 @ 152.4 x 914.4mm = 3.34m ² 18 @ 152.4 x 1219.2mm = 3.34m ² 15 @ 184.2 x 1219.2mm = 3.37m ² 14 @ 203.2 x 1219.2mm = 3.46m ²	36 @ 101.6 x 914.4mm = 3.34m ² 24 @ 152.4 x 914.4mm = 3.34m ² 18 @ 152.4 x 1219.2mm = 3.34m ² 15 @ 184.2 x 1219.2mm = 3.37m ² 14 @ 203.2 x 1219.2mm = 3.46m ²
Packaging and plank sizes Recycled Wood designs	EN 427 EN ISO 24342		12 @ 76.2 x 914.4mm 12 @ 101.6 x 914.4mm 12 @ 152.4 x 914.4mm } 3.66m ²
Packaging and tile sizes	EN 427 EN ISO 24342	9 @ 609.6 x 609.6mm = 3.34m ² 18 @ 304.8 x 609.6mm = 3.34m ² 16 @ 457.2 x 457.2mm = 3.34m ² 12 @ 304.8 x 914.4mm = 3.34m ²	9 @ 609.6 x 609.6mm = 3.34m ² 18 @ 304.8 x 609.6mm = 3.34m ² 16 @ 457.2 x 457.2mm = 3.34m ² 12 @ 304.8 x 914.4mm = 3.34m ²
Surface Treatment	PUR	Expona Design PUR and Expona Commercial PUR features a high quality, cross-linked polyurethane reinforcement, UV cured to provide superior cleaning benefits & life cycle maintenance savings	
Total weight	EN 430 / EN ISO 23997	5,100 g/m ²	4,290 g/m ²
General performance	EN 649 / EN ISO 10582	Heterogeneous, PVC	Heterogeneous, PVC
Performance classification	EN 685 / EN ISO 10874	23 / 34 / 43	23 / 33 / 42
Slip resistance	EN 13893 DIN 51130 AS/NZS 4586	Class DS (dry condition)* R10 R10	Class DS (dry condition)* R10 R10
		For safety flooring with sustainable wet slip resistance, refer to Expona Control PUR or the Polysafe ranges	
Dimensional stability	EN 434 EN ISO 23999	≤0.1%	≤0.1%
Residual indentation	EN 433 / EN ISO 24343-1	0.05mm**	0.05mm**
Colour fastness to artificial light	EN ISO 105-B02	level ≥ 6 method A	level ≥ 6 method A
Behaviour to fire	EN 13501-1	Bfl - S1	Bfl - S1
Abrasion resistance	EN 649 EN ISO 10582	Group T Type I	Group T Type I
Resistance to thermal conductivity	EN 12667 / ISO 8302	0.02m ² k/w	0.02m ² k/w
Electrostatic properties when walked on	EN 1815	<2kV	<2kV
Electrical resistance to earth	EN 1081	ca. 1011 Ohm	ca. 1011 Ohm
Leakage to earth	VDE 0100 §24	>5 x 104 Ohm	>5 x 104 Ohm
Chemical resistance	EN 423 EN ISO 26987	***	***
Castor chair suitability	EN 425 / ISO 4918	yes, type W, EN 12 529	yes, type W, EN 12 529
Underfloor heating suitability	EN 1264-2	Suitable, max 27°C	Suitable, max 27°C
VOC emissions	Indoor Air Comfort Gold AgBB	Eurofins certified product Very low emissions	Eurofins certified product Very low emissions
Environmentally preferable flooring	Expona Design PUR and Expona Commercial PUR achieves a BRE Global Environmental A+ rating (Certificate No. ENP 429). They are 100% recyclable and contains average 40% recycled material. Recyclable via the Recofloor scheme. Visit www.polyflor.com/environment		
Environmental product declaration	EN 15804	Available upon request. DGNB Navigator, www.dgnb-navigator.de	
Applications		Expona Design PUR is ideal for very heavy commercial areas within the retail, office, leisure, healthcare, education & housing sectors.	Expona Commercial PUR is ideal for heavy commercial areas within the retail, office, leisure, healthcare, education & housing sectors.
Notes	For information regarding handling and installation, adhesives, maintenance, applications, slip chemical resistance, consult Polyflor Technical Services on +44 (0)161 767 1912, or email tech@polyflor.com		

* For clarification regarding slip, consult Polyflor

** Average test value from current production

*** Resistant depending on concentration and time of exposure. In case of increased impact of oils, grease, acids, alkalis and other aggressive chemicals, please contact us.

Environment and Sustainability

Polyflor have for many decades been recognised as a leading global manufacturer of high quality, high performance floorcoverings. We have demonstrated a high level of commitment and endeavour to minimising the impact our products have on the environment. Expona meets these requirements with a focus on sustainability and a healthy indoor climate.

All Expona flooring has the prescribed **CE mark**, as a European declaration of performance and is regularly tested to ensure the exceptional standards are continually met. As an example, an annual external inspection of the ingredients and emissions behaviour by Eurofins, one of Europe's leading service providers in the field of analysis, ensures consistent quality.

In specific global markets Expona meets stringent technical requirements. If further information is required, contact Polyflor Customer Technical Services.

Expona has achieved the **Indoor Air Comfort Gold** rating. This certificate, issued by Eurofins, is awarded to products with VOC emissions below any globally determined VOC limits.

All Expona flooring is also **100% recyclable** and contains average **40% recycled material**, and can be reused in materials. The recycled materials are integrated into new flooring production insofar as this is possible.

As a member of ERFMI, the European Resilient Flooring Manufacturer's Institute, Polyflor, a company of James Halstead PLC, supports the ideal of sustainable construction and has prepared an **Environmental Product Declaration (EPD)** for Expona Design and Expona Commercial. Expona floorcoverings have been assessed under the EN 15804 programme of the Institute for Construction and Environment (IBU) for the environmental assessment of buildings.

Depending on the product concerned, the flooring is certified with **FloorScore**, **BRE** or **LEED credits**.



Quick Guide Product Index

Product Reference	Page Number	Product Reference	Page Number
Aged Elm	55	Exposed Concrete	76
Aged Indian Apple	25	Graphite Pine	65
Amber Classic Oak	19	Green Swirl	95
American Oak - COM	50	Gold Brazilian Slate	85
American Oak - DES	18	Grey Ash	46
Antique Oak	21	Grey Heritage Cherry	29
Atlantic Slate	35	Grey Limed Oak	61
Beige Brazilian Slate	84	Grey Pine	64
Beige Travertine	75	Grey Plywood	97
Beige Varnished Wood	67	Honey Ash	47
Beige Weathered Spruce	62	Honey Classic Oak	49
Birch Trunk	96	Indian Ebony	53
Black Elm	27	Light Classic Oak	49
Black Matrix	91	Light Contour	43
Black Slate	35	Light Elm	27
Black Textile	93	Light Grey Concrete	78
Black Treadplate	42	Light Grey Matrix	91
Blond Country Plank	22	Light Grey Travertine	75
Blond Indian Apple	24	Light Pine	64
Blond Limed Oak	60	Light Varnished Wood	67
Blue Recycled Wood	68	Mocca Matrix - COM	89
Blue Varnished Wood	67	Mocca Matrix - DES	41
Blue Weathered Spruce	63	Natural Brushed Oak	21
Brown Heritage Cherry	57	Nature Textile	92
Brown Limed Oak	59	Nut Tree	52
Brown Plywood	97	Red Heritage Oak	56
Brown Weathered Spruce	63	Roman Limestone	32
Cambrian Stone	73	Silvered Driftwood	28
Classic Limestone	33	Silver Slate - COM	77
Classic Oak - COM	51	Silver Slate - DES	35
Classic Oak - DES	18	Taupe Brazilian Slate	83
Classic Yorkstone	72	Vintage Timber	53
Cool Grey Concrete - COM	80	Walnut	23
Cool Grey Concrete - DES	36	Warm Grey Concrete - COM	79
Crème Matrix - COM	89	Warm Grey Concrete - DES	36
Crème Matrix - DES	41	Weathered Country Plank	54
Crème Swirl	94	White Brazilian Slate	82
Dark Brushed Oak	21	White Oak	27
Dark Classic Oak	49		
Dark Contour	43		
Dark Grey Concrete - COM	81		
Dark Grey Concrete - DES	36		
Dark Grey Travertine	75		
Dark Limed Oak	59		
Dark Recycled Wood	69		

Website

Visit www.polyflor.com for detailed product and technical information on all collections within the Polyflor portfolio. This award winning website runs with easy to follow navigation to help you find exactly what you are looking for. Downloads and free product and literature samples can easily be ordered through the site too.



Sample Service

Sample your choice of flooring before you make your final selection, at no cost. We provide complimentary product samples to ensure you find the exact floorcovering you are looking for.

To order your free sample of any colour, visit the Polyflor website, as above, call the dedicated **Polyflor Samples Hotline on +44 (0)161 767 2551** or speak with your local Polyflor provider.

samples >>> direct



Contact us

For general information on your specific project, either speak with your local Polyflor provider or contact us directly. If you require additional detailed technical data, either visit www.polyflor.com, following links to the technical pages or contact **Polyflor Customer Technical Services** on: **Tel: +44 (0)161 767 1912** or **Email: tech@polyflor.com**

For details of international Expona availability see the back cover of this brochure for global contacts or visit www.polyflor.com and follow the Contact Us link.

EXPONA®

FalckDesign AB
Energigatan 9, SE-434 23 Kungsbacka, Sweden
Tel: +46 (0) 300 15820
E-mail: info@falckdesign.com

objectflor Art und Design Belags GmbH
Wankelstraße 50, 50996 Köln, Germany
Tel: +49 (0) 2236 966 330
E-mail: info@objectflor.de

Polyflor Australia
59-65 Wedgewood Road, Hallam,
Vic 3803, Australia
Tel: 1800 777 425
E-mail: sales@polyflor.com.au

Polyflor New Zealand
100 Plunket Ave, Manukau 2104
New Zealand
PH: 0800 765 935
E-mail: sales@polyflor.co.nz

Polyflor Canada Inc.
3190 Caravelle Dr. Mississauga
Ontario, Canada L4V 1K9
Tel: 1 905 364 3000
E-mail: sales@polyflor.ca

Polyflor Contract Ltd
Office 19,
Konstantina Zaslouva Street. Dom. 4
St. Petersburg, 191119 Russia.
Tel: +7 812 332 42 02
E-mail: info@polyflor.ru

Polyflor Hong Kong
Room 2409, 24th Floor,
New York Life Tower, Windsor House,
311 Gloucester Road,
Causeway Bay, Hong Kong
Tel: +852 2865 0101
E-mail: anthonylam@polyflor.com.hk

Polyflor Ireland
Unit 106, Millennium Trade Park,
Ballycoolin, Blanchardstown, Dublin 11
Tel: +353 (1) 864 9304
E-mail: salesireland@polyflor.com

Polyflor Middle East
PO Box 71862, Dubai, UAE
Tel: +971 4 349 1078
E-mail: espm@eim.ae

Polyflor Nordic
Kjelsåsveien 168 B, N-0884 Oslo, Norway
Tel: +47 23 00 84 00
E-mail: firmapost@polyflor.no

Polyflor SP. Z O.O.
ul. Smolna 13 A / U3, 61-008 Poznań, Poland
Tel: +48 61 820 3155
E-mail: polyflor@polflor.com.pl

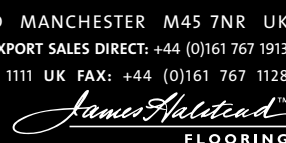
Poly Sales Africa (Pty.) Ltd
PO Box 3967, Edenvale 1610,
South Africa
Tel: (27) 11 609-3500
E-mail: info@polyflor.co.za

James Halstead France SAS
Parc Saint Christophe
10 Avenue de l'Entreprise
95861 Cergy Pontoise
Tel: 08.20.20.32.11
Email: info@jhfrance.fr

For details on distribution for other countries,
as well as up to date product and technical
information, please visit WWW.POLYFLOR.COM

POLYFLOR LTD. PO BOX 3 RADCLIFFE NEW ROAD WHITEFIELD MANCHESTER M45 7NR UK
UK SALES DIRECT: +44 (0)161 767 1122 UK SAMPLE REQUESTS: +44 (0)161 767 2551 EXPORT SALES DIRECT: +44 (0)161 767 1913
TECHNICAL SUPPORT: +44 (0)161 767 1912 RECEPTION: +44 (0)161 767 1111 UK FAX: +44 (0)161 767 1128
EXPORT FAX: +44 (0)161 767 1166 E-MAIL: INFO@POLYFLOR.COM
WEBSITE: WWW.POLYFLOR.COM

**POLYFLOR™**
COVERING THE WORLD

*James Halstead™*
FLOORING

