


Heavy-duty safety flooring with a raised emboss for continually wet areas

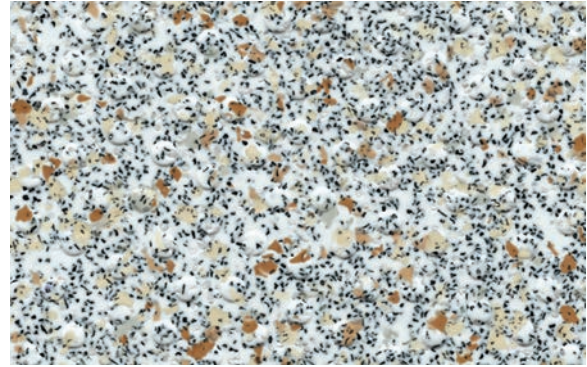


White Stone H4930

w/r 4930

LRV 43.8

NCS S 2000-N




Bisque H4860

w/r 4860

LRV 45.6

NCS S 2002-Y50R



Sheared Slate H4960

w/r 4960

LRV 26.2

NCS S 4010-B50G




Oystershell H4800

w/r 2010

LRV 34.4

NCS S 3010-Y60R




Tempered Steel H4940

w/r 4940

LRV 25.0

NCS S 4502-B




Woodland Grey H4770

w/r 9120

LRV 27.5

NCS S 4500-N




Blue Forge H4850

w/r 4850

LRV 9.2

NCS S 5030-R70B



Marine H4870

w/r 4700

LRV 18.5

NCS S 4030-B

w/r = weld rod